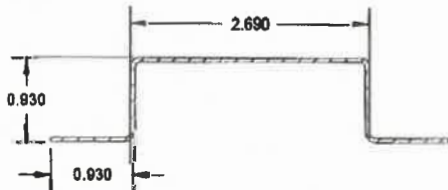


2" X 12" TEST BUCK (#2 SYP)

2" X 6" RAFTERS (#2 SYP)
(TYP. 3)

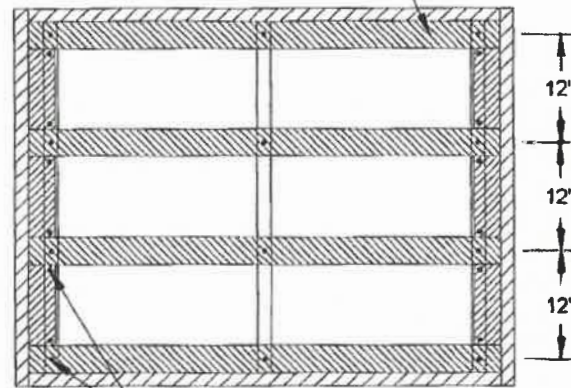
TEST BUCK ELEVATION N.T.S.

Design Pressure: +/- 100.0 PSF
 Aluminum Alloy & Temper: 3105 H-14
 Net Free Area: Full Vent 12%, 1/2 Vent 6%
 1" x 3" Furring Strip Specific Gravity: G=0.55
 Furring strips installed @ 12" o.c. Max. as tested.
 24ga steel min. furring strips are an alternate to wood; See sheet 3 for fastener requirements.



STEEL FURRING STRIP SECTION N.T.S.

1" x 3" (NOM.) WOOD FURRING STRIPS
 SPECIFIC GRAVITY 'G' = 0.55



1" X 3" FURRING STRIPS ATTACHED
 WITH #6 X 2-1/2" WOOD SCREWS


TEST BUCK ELEVATION N.T.S.

ALTERNATE: 24GA MIN. STEEL FURRING STRIPS
 IN LIEU OF WOOD

STEEL FURRING STRIPS:
 24ga min. AZ-50 Galvalume or G-90 Galvanized, 33ksi min yield.

Per FBC 2003.8.4.2, aluminum contacting metals not considered compatible shall be protected as follows:

- 1) Painting the dissimilar metal with a prime coat of zinc-chromate primer or other suitable primer, followed by one or two coats of aluminum metal-an-masonry paint or other suitable protective coating, excluding those containing lead pigmentation.
- 2) Painting the dissimilar metal with a coating of heavy-bodied bituminous paint.
- 3) Placing a good quality caulking material between the aluminum and the dissimilar metal.
- 4) Applying a nonabsorptive tape or gasket.
- 5) Hot-dip galvanizing or zinc-plating steel members after fabrication.



Locke D. Bowden
 5/16/20

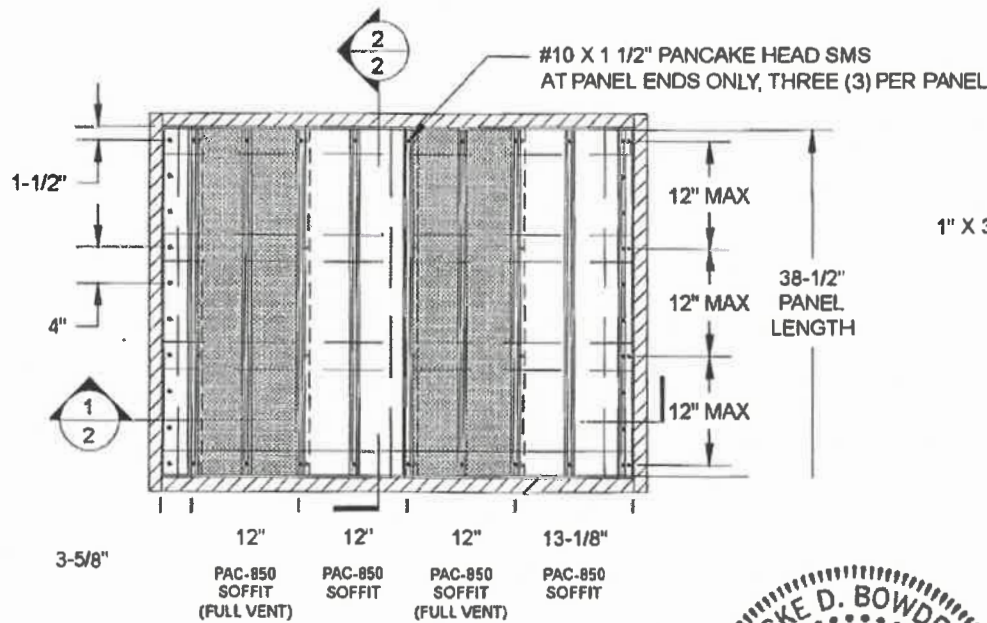
DRAWING NUMBER
22412-1
 (13-0402.02)



PAC CLAD
 PETERSEN ALUMINUM CORPORATION
 102 NORTHPOINT PARKWAY, BLDG 102
 ACWORTH, GA 30102
 PH: 77-0427-6378 FAX: 770-420-2533

PROJECT NAME
 PETERSEN 0.032" ALUMINUM PAC-850 SOFFIT
 ENGINEER OF RECORD
 KEITH BRASHER P.E., FLORIDA LIC #11140

REVISION	DATE	SHEET
	22 MAY 2013	1
	DRAWN BY	3
	DLT	

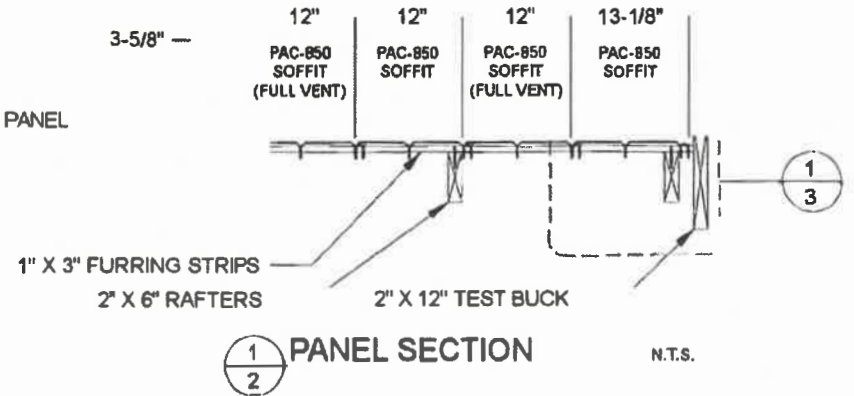


PANEL ELEVATION N.T.S.

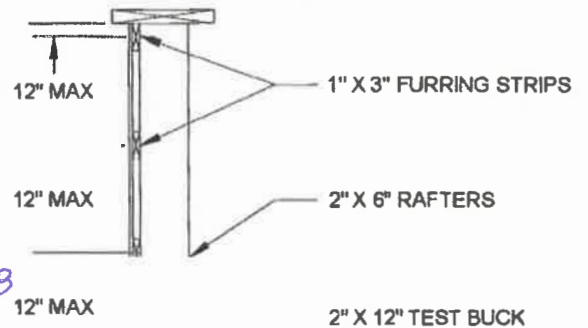
WITH PAC-850 SOFFIT PANELS AS
INSTALLED BY PETERSEN

- DENOTES CONCEALED FASTENER
- DENOTES EXPOSED FASTENER


See Sheet 3 for Fastener Requirements
when steel furring strips are used.



PANEL SECTION N.T.S.



PANEL SECTION N.T.S.



DRAWING NUMBER

22412-1

(13-0402.02)



PAC CLAD
PETERSEN ALUMINUM CORPORATION
102 NORTHPOINT PARKWAY, BLDG 102
ACWORTH, GA 30102
PH: 77-0427-8378 FAX: 770-420-2533

PROJECT NAME

PETERSEN 0.032" ALUMINUM PAC-850 SOFFIT

ENGINEER OF RECORD

KEITH BRASHER P.E., FLORIDA LIC. #11140

REVISION

DATE

22 MAY 2013

DRAWN BY

DLT

SHEET

2
OF
3

10-1-1/2" PANCAKE HEAD
SMS 12" O.C. MAX

PAC-850 SOFFIT

#10 X 1-1/2" PANCAKE
HEAD SMS 12" O.C. MAX.
FOR STEEL FURRING
STRIPS USE ONE (1) #10
SCREW AT 12" O.C. MAX
FOR PERIMETER, ALL
GAUGES


FOR STEEL FURRING STRIPS PER SHEET S1,
USE TWO (2) #10 SCREWS FOR 24, 22 & 20GA,
AND ONE (1) #10 SCREW FOR 18GA

2" X 12" TEST BUCK

1" X 3" (NOM.) WOOD FURRING STRIP

#6 X 2-1/2" FHPWS
SEE ELEVATION

2" X 6" RAFTER



1
3 ENLARGED PANEL SECTION N.T.S.

DRAWING NUMBER

22412-1

(13-0402.02)



PAC CLAD
PETERSEN ALUMINUM CORPORATION
102 NORTHPOINT PARKWAY, BLDG 102
ACWORTH, GA 30102
PH: 77-0427-6378 FAX: 770-420-2533

PROJECT NAME

PETERSEN 0.032" ALUMINUM PAC-850 SOFFIT

ENGINEER OF RECORD

KEITH BRASHER P.E., FLORIDA LIC #11140

REVISION

DATE

22 MAY 2013

DRAWN BY

DLT

SHEET

3

OF

3